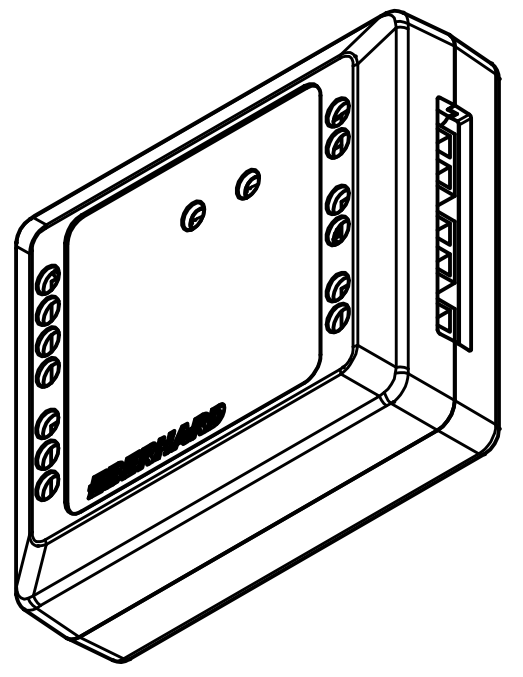
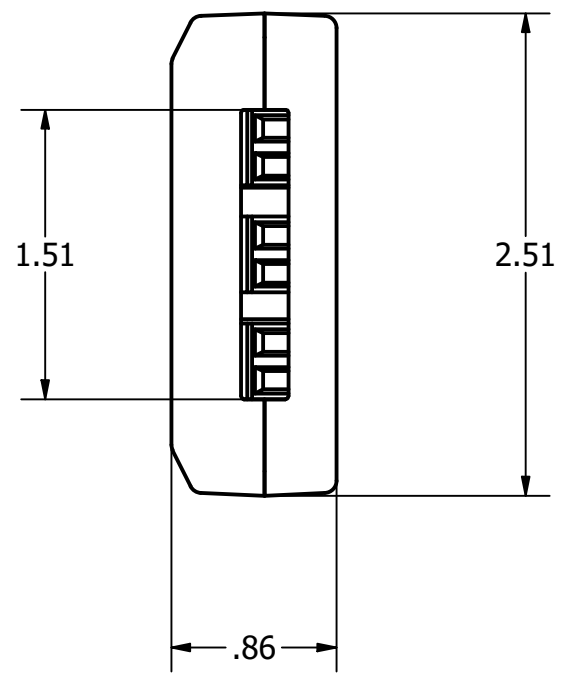
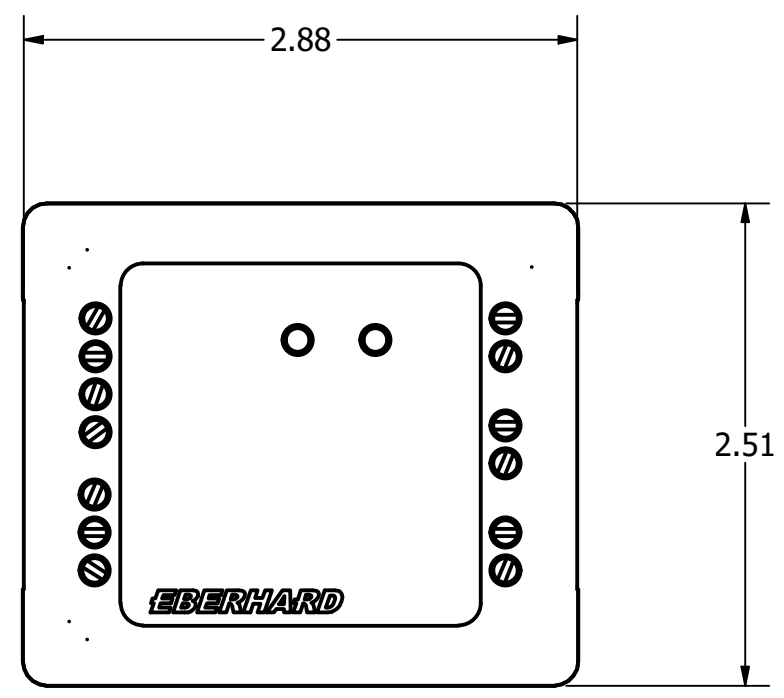
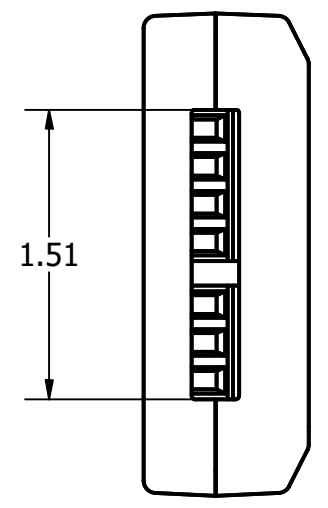


CONFIDENTIAL NOTICE: This drawing and the designs, specifications, and engineering information herein are the property of Eberhard Manufacturing Company and are not to be disseminated or reproduced without express written consent. This drawing is loaned in confidence and then only for the consideration of the matter disclosed herein. In accepting loan of this drawing, recipient agrees to keep it and the matter disclosed herein in confidence and not to use or permit their use in any way detrimental to Eberhard Manufacturing Company, Division of The Eastern Company, 21944 Drake Road, Cleveland, Ohio, 44149-9712 © 2021 EBERHARD MFG. CO.

REVISION HISTORY					
REV	DESCRIPTION	EN	DATE	REV. BY	APVD. BY
			5/29/2024		



THIS DOCUMENT IS IN ACCORDANCE WITH ASME Y14.5-2009		
LINEAR MEASUREMENT: INCH		DATE
UNLESS OTHERWISE SPECIFIED		5/29/2024
TOLERANCES ARE AS FOLLOWS:		DWN. BY
	IN	MM
ANGLES:	± 2°	± 2°
2 PLACE DEC.:	± .03	± .76
3 PLACE DEC.:	± .015	± .38
ALL HOLES:	± .005	± .13
		SCALE
		1 : 1
		CHK. BY

EBERHARD MANUFACTURING CO.
 DIVISION OF
THE EASTERN COMPANY
 CLEVELAND, OHIO 44149-9712

CENTRAL LOCKING BOX

MATERIAL: _____ PART NUMBER: **LNL-72-00411**

C:\Users\Public\Documents\Autodesk\Inventor 2024\Templates\en-US\Eberhard Master Template.idw