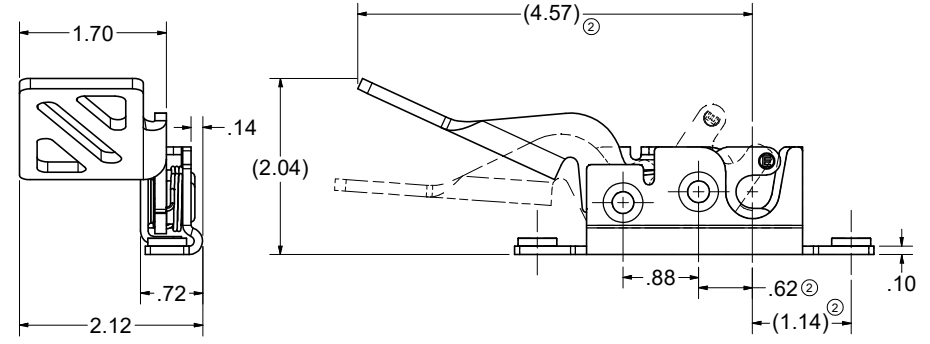
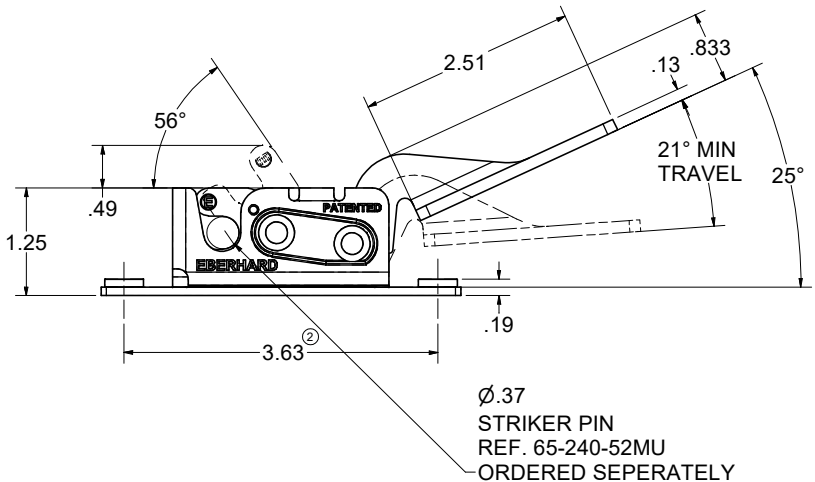
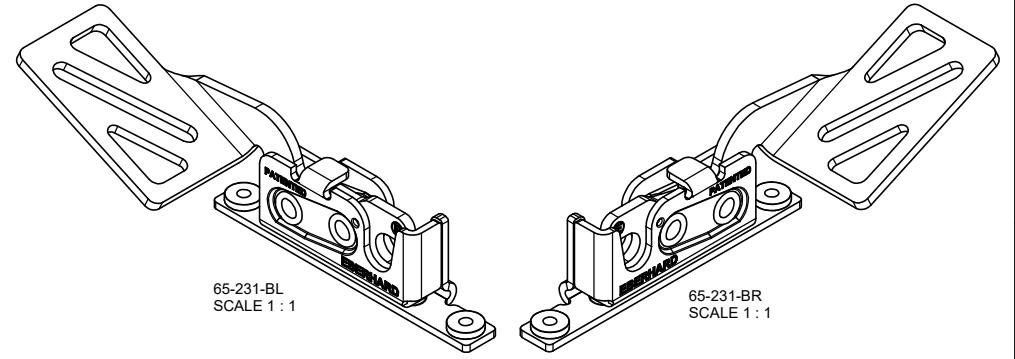
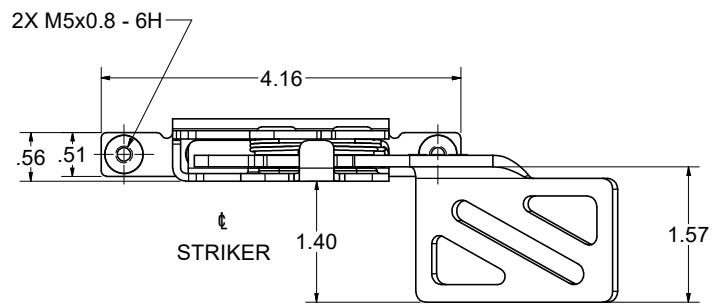


**CONFIDENTIAL NOTICE:** This drawing and the designs, specifications and engineering information disclosed hereon are the property of Eberhard Manufacturing Company and are not to be disseminated or reproduced without express written consent. The drawing is loaned in confidence and then only for consideration of the matter disclosed hereon. In accepting loan of this drawing, recipient agrees to keep it and the matter disclosed hereon in confidence and not to use nor permit their use in any way whatsoever to Eberhard Manufacturing Company, Division of the Eastern Company, 2184 Drake Road, Cleveland, Ohio 44149-9712, © 2017 EBERHARD MFG. CO.

REVISION HISTORY					
REV	DESCRIPTION	EN	DATE	REV. BY	APVD. BY
	REVISED AND REDRAWN, RELEASE LEFT HAND, PP12019	5808	6/23/2017	VRB	MR
1	REMOVE NOTES 2 & 3, ADD NOTE 3, REMOVE FINISH (23) ADD FINISH (36) PER PP13338 B	6000	4/30/2021	VRB	MR
2	CHANGE CUSTOMER PART NUMBERS, ADD DIMS	6006	6/18/2021	VRB	MR



**WARNING**  
THIS PRODUCT MUST NOT BE USED FOR PERSONAL RESTRAINT APPLICATIONS

MINI-ROTARY™ IS A TRADE MARK OF EBERHARD MFG. CO. A DIVISION OF THE EASTERN COMPANY

CUSTOMER PRINT SHEET 1 OF 2

RIGHT HAND SHOWN LEFT HAND OPPOSITE

- NOTES:**
- USE M5 GRADE 10.9 METRIC BOLTS FOR INSTALLATION.
  - REFERENCE INTERNATIONAL TRUCK AND ENGINE P/N'S
    - ② LEFT HAND P/N: 4106062C2
    - ② RIGHT HAND P/N: 3598943C3
  - EBERHARD FINISH:
    - ① (36) ELECTROPLATED ZINC/NICKEL TYPE B, BLACK

SUPERSEDES DRAWING 65-231-BR DATED 9/7/2005

THIS DOCUMENT IS IN ACCORDANCE WITH ASME Y14.5-2009		DATE: 6/23/2017		NAME: SINGLE STAGE MINI-ROTARY™ LOCK W/FLANGE MOUNTING PLATE AND RELEASE HANDLE	
LINEAR MEASURE: INCH UNLESS OTHERWISE SPECIFIED TOLERANCES ARE AS FOLLOWS:		DR BY: [blank]		MATERIAL: [blank]	
2 PLACE DEC: .8 .03 .8 .76		SCALE: [blank]		PART NUMBER: 65-231-BR/L	
3 PLACE DEC: .8 .015 .8 .38		CHK BY: [blank]			
ALL HOLES: .8 .005 .8 .13					

C:\Working\_Folder\Archive\Pro\2\230\_1\65-231-BR-L SH1.dwg