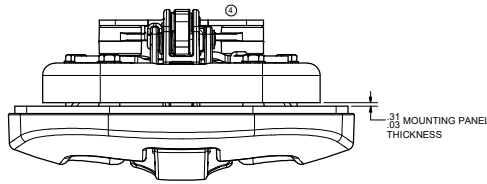
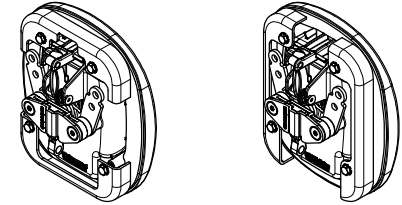
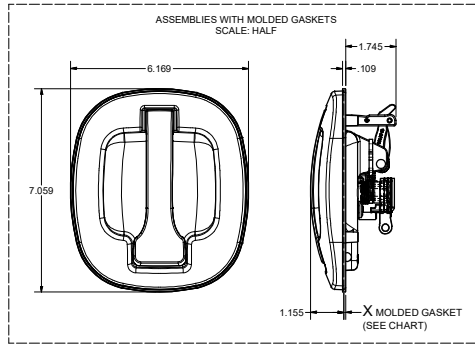


CONFIDENTIAL NOTICE: This drawing and the design, specifications and engineering information disclosed herein are the property of Eberhard Manufacturing Company and are not to be disseminated or reproduced without express written consent. The drawing is issued in confidence and their use by any other person without the express written consent of Eberhard Manufacturing Company is strictly prohibited.

REVISION HISTORY					
REV.	DESCRIPTION	EN	DATE	REV. BY	APVD. BY
1	RELEASED WAS 18 MARCH 2013 SHEET 1 OF 2	5622	03/03/13		
2	REVISED PART NUMBERS	5633	12/13/2013		
3	REVISED DIMENSIONS	5679	11/7/2014	SA	LSW
4	REVISED TO DETAIL	5717	8-21-15	FLP	MR
4	PIN INSTALLED PER PP11836 REV. G	6073	10/14/2022	DJK	MR

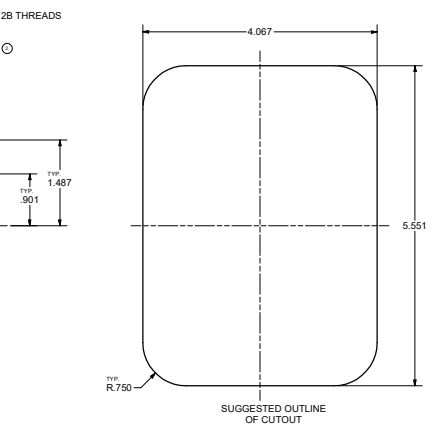
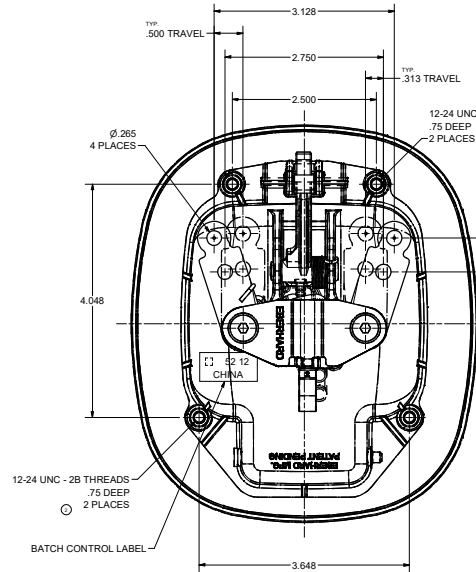
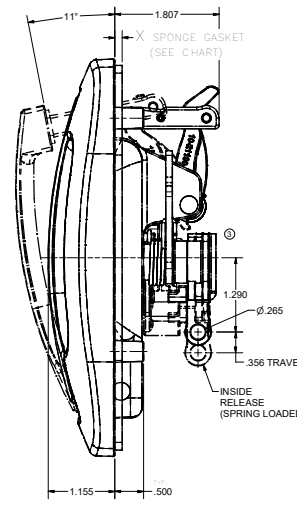
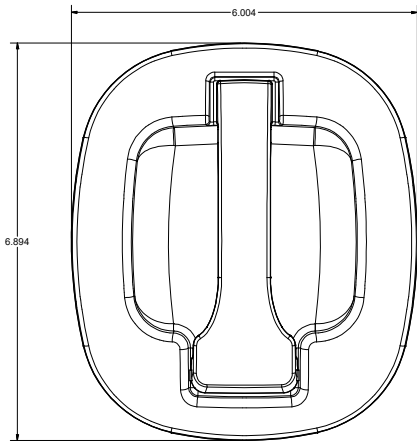


VIEW OF HANDLE WITH BRACKETS

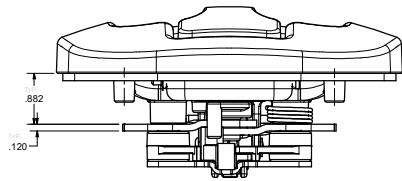


21100 SERIES MOUNTING BRACKETS (REF. 21100-MHPK) SCALE: HALF
21100LB SERIES LONG MOUNTING BRACKETS (REF. 21100LB-MHPK) SCALE: HALF

NOTE: MOUNTING BRACKETS AND (4) MOUNTING SCREWS SHIPPED LOOSE IN A SECURED POLY BAG.



- NOTES:
- 1) FINISH AVAILABLE:
A) CHROME RECEPTACLE & HANDLE, FC (03)
B) BLACK POWDER (POLY SEMI-GLOSS) RECEPTACLE & HANDLE, FC (30)
C) BLACK POWDER (POLY SEMI-GLOSS) RECEPTACLE & CHROME HANDLE, FC (31)
D) BLACK POWDER (TEXTURED) RECEPTACLE & HANDLE, FC (42)
E) BLACK POWDER (TEXTURED) RECEPTACLE & CHROME HANDLE, FC (35)
 - 2) LUBRICATE AERO OR EQUIVALENT GREASE USED ON ALL MOVING COMPONENTS AT CONTACT POINTS.
 - 3) MOUNTING BRACKETS AND MOUNTING SCREWS ARE FURNISHED WITH ZINC WYELLOW CONVERTER FINISH.
 - 4) MAXIMUM TORQUE FOR MOUNTING SCREWS: 35/40 in./lbs.
 - 5) EXAMPLE ORDER PIN: 10-21101-A-03



PART NUMBER	FINISH	X DIM	GASKET TYPE	MOUNTING HARDWARE
10-21101-A	03, 30, 31, 42, 35	13	30 DUROMETER EPDM CLOSED CELL SPONGE	21100-MHPK
10-21101-B	03, 30, 31, 42, 35	41	50 DUROMETER ETHYLENE VINYL ACETATE SPONGE	21100-MHPK
10-21101-C	03, 30, 31, 42, 35	06	TPU - MOLDED	21100-MHPK
10-21101LB-A	03, 30, 31, 42, 35	13	30 DUROMETER EPDM CLOSED CELL SPONGE	21100LB-MHPK
10-21101LB-B	03, 30, 31, 42, 35	41	50 DUROMETER ETHYLENE VINYL ACETATE SPONGE	21100LB-MHPK
10-21101LB-C	03, 30, 31, 42, 35	06	TPU - MOLDED	21100LB-MHPK

NON LOCKING/BACKET STYLE
GASKET TYPE
FINISH CODE

CUSTOMER PRINT SHEET 1 OF 3

EBERHARD MANUFACTURING CO.
DIVISION OF THE EASTERN COMPANY
CLEVELAND, OHIO 44109-0112

DATE OF THIS DRAWING	11/15/2022	DATE OF PREVIOUS EDITION	08/02/15
DESIGNER	SA	DATE	08/02/15
DRWING NO.	10-21101-A	DATE	08/02/15
SCALE	1:1	DATE	08/02/15
PROJECT NO.	10-21101-A	DATE	08/02/15
REV.	03	DATE	08/02/15
REV.	04	DATE	08/02/15
REV.	05	DATE	08/02/15
REV.	06	DATE	08/02/15
REV.	07	DATE	08/02/15
REV.	08	DATE	08/02/15
REV.	09	DATE	08/02/15
REV.	10	DATE	08/02/15
REV.	11	DATE	08/02/15
REV.	12	DATE	08/02/15
REV.	13	DATE	08/02/15
REV.	14	DATE	08/02/15
REV.	15	DATE	08/02/15
REV.	16	DATE	08/02/15
REV.	17	DATE	08/02/15
REV.	18	DATE	08/02/15
REV.	19	DATE	08/02/15
REV.	20	DATE	08/02/15
REV.	21	DATE	08/02/15
REV.	22	DATE	08/02/15
REV.	23	DATE	08/02/15
REV.	24	DATE	08/02/15
REV.	25	DATE	08/02/15
REV.	26	DATE	08/02/15
REV.	27	DATE	08/02/15
REV.	28	DATE	08/02/15
REV.	29	DATE	08/02/15
REV.	30	DATE	08/02/15
REV.	31	DATE	08/02/15
REV.	32	DATE	08/02/15
REV.	33	DATE	08/02/15
REV.	34	DATE	08/02/15
REV.	35	DATE	08/02/15
REV.	36	DATE	08/02/15
REV.	37	DATE	08/02/15
REV.	38	DATE	08/02/15
REV.	39	DATE	08/02/15
REV.	40	DATE	08/02/15
REV.	41	DATE	08/02/15
REV.	42	DATE	08/02/15
REV.	43	DATE	08/02/15
REV.	44	DATE	08/02/15
REV.	45	DATE	08/02/15
REV.	46	DATE	08/02/15
REV.	47	DATE	08/02/15
REV.	48	DATE	08/02/15
REV.	49	DATE	08/02/15
REV.	50	DATE	08/02/15

NON LOCKING HANDLE ASSEMBLY WITH INSIDE RELEASE

10-21101-A