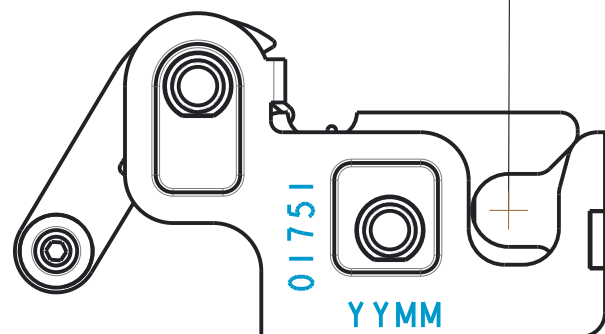



REQUIRED PUSH TEST OF 4-6 LBS AT CENTER OF HOLE WITH PULL LATCH HELD IN THE OPEN POSITION.



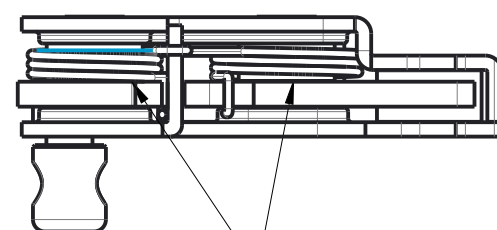
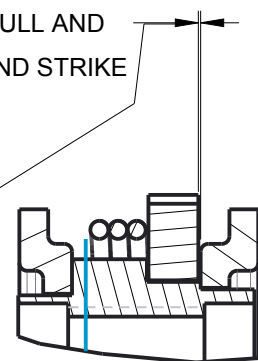
REQUIRED PULL TEST AT OF 2.25 LB - 3.0 LB FOR MOVEMENT 0 - 0.250" CENTER OF CABLE CLAMP WITH STRIKE LATCH IN THE TRIPPED OPEN POSITION



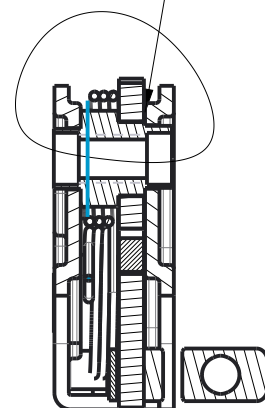
PART	REV	DESCRIPTION	QTY
01785	B	SPRING, STRIKE LATCH, LH, 0.790" X 0.175", 0.045" WD	1
01753	B	SIDE FRAME, LH, R6	1
00292	K	SPRING, PULL LATCH, LW, 0.650" OD X 0.132", 0.047" WD	1
00291	L	MAIN FRAME, LH	1
00198	H	CABLE CLAMP, POWER GROOVE, CRS, FINISH AFTER ASSEMBLY	1
00197	M	AXLE	2
00196	F	PULL LATCH	1
00194	H	STRIKE LATCH	1
00091	D	WASHER, CRS, 0.375" OD x 0.155" ID x 0.050"	1
00029	E	SET SCREW, HEX-0.094, #10-32, 0.250	1

.0100  
.0050

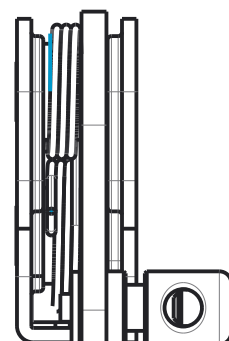
GAP BETWEEN FRAME AND PULL AND  
GAP BETWEEN FRAME AND STRIKE



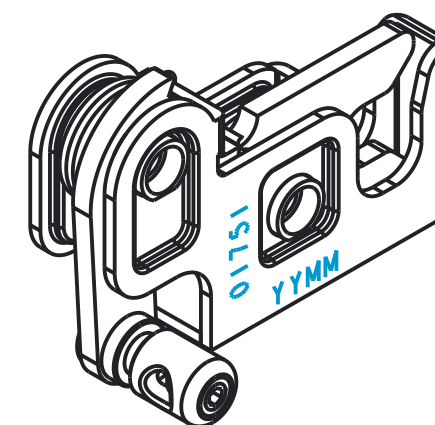
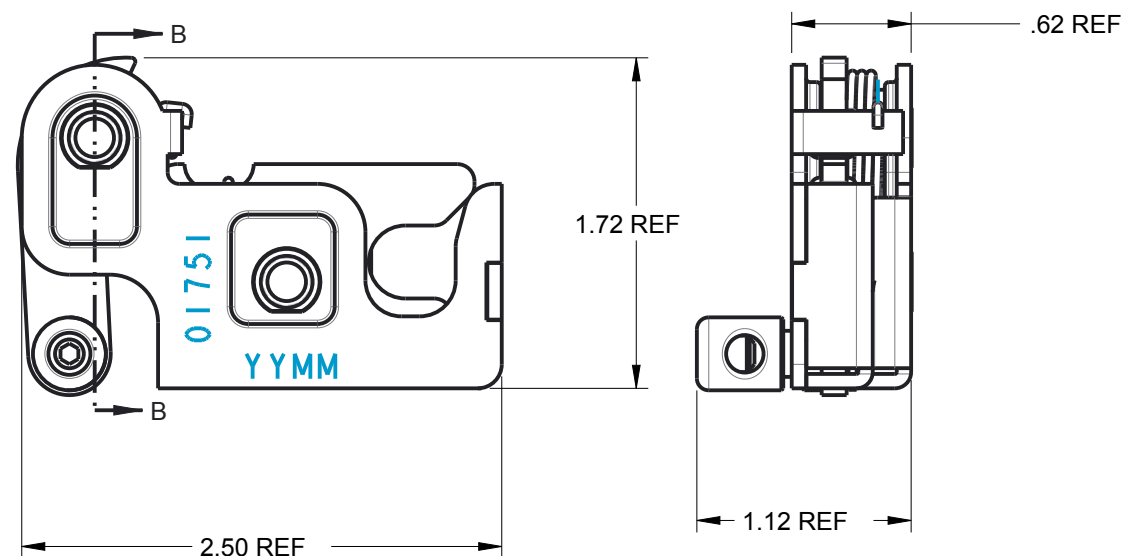
APPLY LIGHT OIL TO SPRINGS AND AXLES



SECTION B-B



SECTION A-A



CABLE CLAMP MUST SPIN FREELY IN PULL LATCH

BUILD TOLERANCES  
X.X ±0.030  
X.XX ±0.015  
X.XXX ±0.005  
X.XXXX ±0.003  
ANGLES ±1°  
INSP. PT.

FINISH:	BLACK E-COAT COMPLETE ASSY	MATL:	ASSY
DESCRIPTION:	R6 ROTARY LATCH, LH, 4 lbs		
REV. LEVEL:	D	REV. DATE:	11-08-17
ECN #:	368	UNITS:	INCH
SHEET 1 OF 1		SCALE:	SEE NOTES
DTH		LJH	CHECKED BY:
DWG SIZE		B	DATE:
12-22-09			

P/N: **01751**

[www.loadnlocksystems.com](http://www.loadnlocksystems.com)