



HIGH SECURITY



SINGLE BITTED



MINI



WEATHER-RESISTANT



# CAM LOCKS *PRODUCT CATALOG 2020*

OUR FEATURED BRANDS **Sesamee®** **CCL**  
Security Products



## ABOUT US

Illinois Lock's entrepreneurial roots started growing in 1930 with a focus on innovative security products. Our first mission was protecting and creating security barriers for vending and arcade applications in the form of locks and cam locks. Our success in protecting these applications led to new opportunities with customers and markets which valued higher levels of functionality and security.

Today we are a global leader in the design and manufacture of engineered access and security hardware. Designing and manufacturing custom and modified solutions are a large focus for our OEM teams. We support our other partners with an expanding standard product line, which now includes: cam locks, switch locks, enclosure locks, padlocks, electronic locks, Bluetooth locks, rotary latches, hinges, handles, pulls, slides, and lock cores. We focus in the end-markets of Aerospace, Computers & Electronics, Medical, Storage & Enclosures, Vehicle Accessories, Vending & Self-Service Kiosks.

Our passion for engineering drives us to create solutions to meet our customer's design challenges – adding haptics and functionality to support their brand equity. Our manufacturing experience continually propels us forward, inspired to improve and grow our capabilities. Our once small factory in Chicago is now a global footprint, focused on creating growth opportunities for our employees, partners and shareholders.

### ILC Brands

Illinois Lock Company | CCL Security Products | Sesamee Padlocks | Load N Lock Systems

## STANDARD SOLUTIONS

- Bluetooth Locks
- Cam Locks
- Cam Latches
- Drawer Locks
- Drawer Slides
- Electronic Locks
- Enclosure Locks
- Four-Dial Padlocks
- Handles & Pulls
- Mechanical Systems
- Keyed Padlocks
- Position Control Hinges
- Rotary Latches
- Slam Latches
- Switch Locks
- Sub-Assemblies

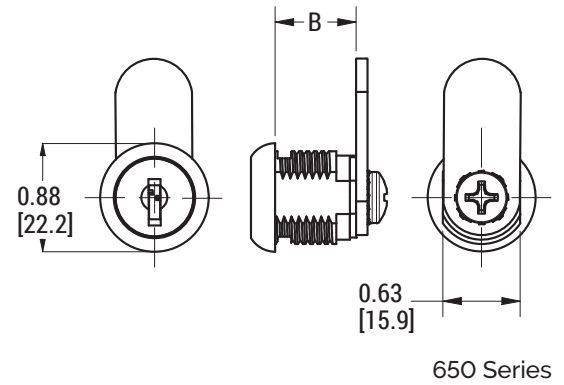
Visit our website to learn more and see our full product line: [illinoislock.com](http://illinoislock.com)



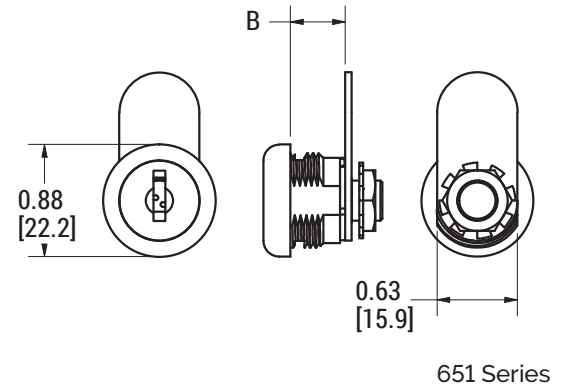
# 650 | 651 SERIES CAM LOCK

## SINGLE-BITTED CAM LOCK

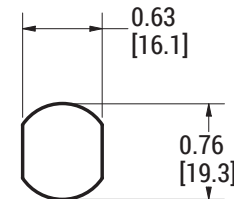
PART #	KEYED	LENGTH (B)	LOCK SERIES	SHELF PACK	MASTER CARTON
65102	KA-8025	.438"	C651XS	25	200
65004	KA-8025	.625"	C650S	25	200
65005	KA-8025	.875"	C650M	25	200
65006	KA-8025	1.125"	C650L	25	200
65104	KA-CH751	.438"	C651XS	25	200
65010	KA-CH751	.625"	C650S	25	200
65011	KA-CH751	.875"	C650M	25	200
65012	KA-CH751	1.125"	C650L	25	200
65101	KA-C415A	.438"	C651XS	25	200
65001	KA-C415A	.625"	C650S	25	200
65002	KA-C415A	.875"	C650M	25	200
65003	KA-C415A	1.125"	C650L	25	200
65103	KD-700-724	.438"	C651XS	25	200
65007	KD-700-724	.625"	C650S	25	200
65008	KD-700-724	.875"	C650M	25	200
65009	KD-700-724	1.125"	C650L	25	200



650 Series



651 Series



Mounting Hole  
both 650 and 651 series

- 90°/180° CW/CCW rotation
- Spline filler included
- One or two key pulls
- Two keys included
- Five tumbler

### MATERIAL & FINISH:

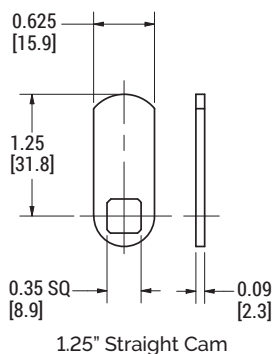
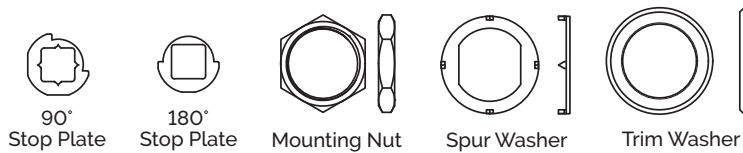
Lock: Zinc die cast construction; Bright Chrome finish

Cam: Zinc plated

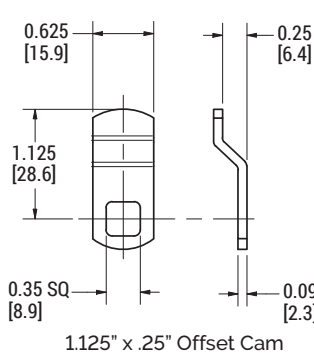
### APPLICATIONS:

General | Kiosks | Furniture | Storage | Industrial | Point of Sale

### INCLUDED HARDWARE: 650 and 651 series



1.25" Straight Cam

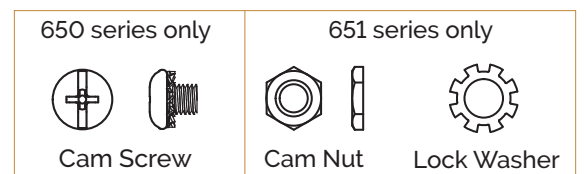


1.125" x .25" Offset Cam



65101

65003



# 157 SERIES CAM LOCK

## SINGLE-BITTED CAM LOCK

PART #	LENGTH (B)	KEYED	KEYWAY	KEY BLANK PN	SHELF PACK	MASTER CARTON
00218	.625"	KD AUE	JVR - 6 Disc	414K342515	25	200
00219	.625"	KA CAT30	JVR - 5 Disc	414K332515	25	200
00220	.625"	KD	JVR - 6 Disc	414K342515	25	200
02654	.625"	MKY M8003(KD)	KS (primary) - 6 Disc KM (master) - 6 Disc	263K272518 (primary) 263K272517 (master)	25	200
02656	.625"	KA CAT60	JVR - 5 Disc	414K332515	25	200
02659	.625"	KA CAT60	JVR - 5 Disc	414K332515	25	200
02660	.813"	KA CAT30	JVR - 5 Disc	414K332515	25	200
02661	.813"	KA CAT30	JVR - 5 Disc	414K332515	25	200
02665	1.25"	MKY M8003(KD)	KS (primary) - 6 Disc KM (master) - 6 Disc	263K272518 (primary) 263K272517 (master)	25	200
02908	1.25"	KA CAT30	JVR - 5 Disc	414K332515	25	200

- 90°/180° CW/CCW rotation
- When Masterkeyed, 180 primary key changes available
- Spline filler included
- One or two key pulls
- Two keys included
- Five tumbler

### MATERIAL & FINISH:

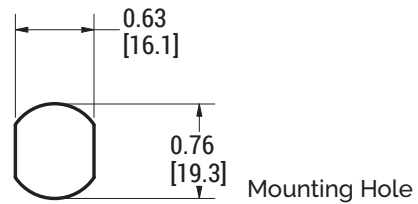
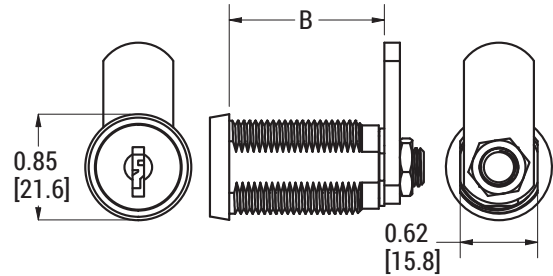
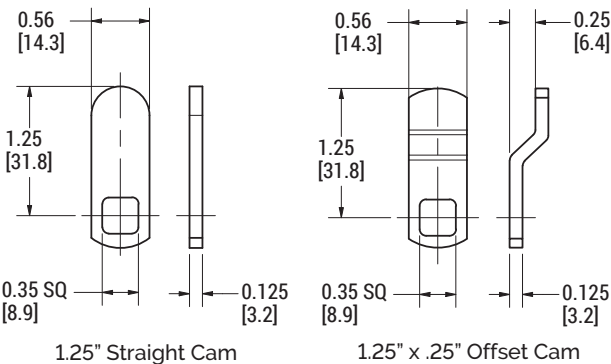
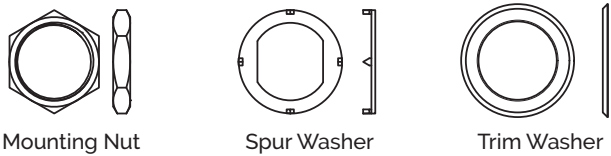
Lock: Zinc die cast construction; Satin Chrome finish

Cam: Zinc plated

### APPLICATIONS:

General | Kiosks | Furniture | Storage | Industrial | Point of Sale

### INCLUDED HARDWARE:

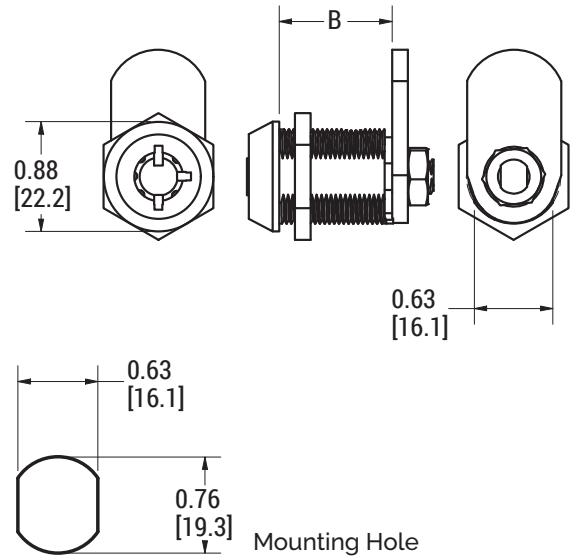


02665, 02908

# 510 SERIES CAM LOCK

## TUBULAR CAM LOCK

PART #	KEYED	LENGTH (B)	SHELF PACK	MASTER CARTON
51001	KA-A0001	.438"	25	100
51004	KA-A0004	.438"	25	100
51000	KD	.438"	25	100
51011	KA-A0001	.719"	25	100
51014	KA-A0004	.719"	25	100
51010	KD	.719"	25	100
51021	KA-A0001	.906"	25	100
51024	KA-A0004	.906"	25	100
51020	KD	.906"	25	100
51031	KA-A0001	1.125"	25	100
51034	KA-A0004	1.125"	25	100
51030	KD	1.125"	25	100



- 90°/180° CW/CCW rotation
- One or two key pulls
- Two keys included
- Seven tumbler

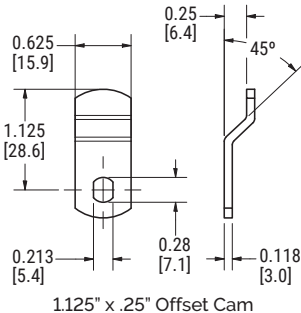
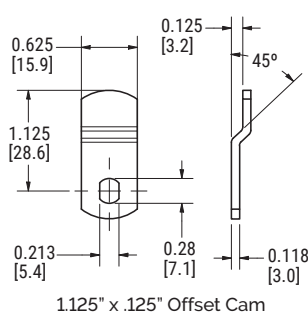
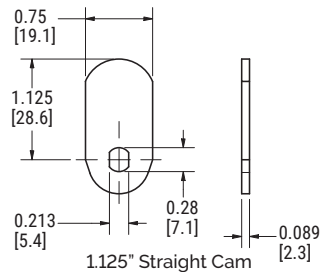
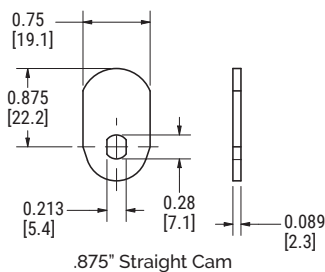
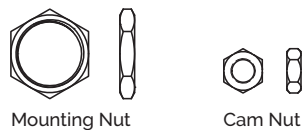
### MATERIAL & FINISH:

Lock: Zinc die cast construction; Brass spindle; Bright Chrome finish  
 Cam: Zinc plated

### APPLICATIONS:

General | Kiosks | Appliances | Storage | Industrial | Point of Sale

### INCLUDED HARDWARE:



51011, 51014

# 610 SERIES CAM LOCK

## PLASTIC CAM LOCK

PART #	KEYED	LENGTH	FINISH	SHELF PACK	MASTER CARTON
61004	KA-750	.875"	BLACK	75	300
61005	KA-750	.625"	BLACK	75	300
61036	KD	1.125"	BLACK	50	200
61044	KD	.875"	BLACK	50	200
61045	KD	.625"	BLACK	50	200
61006	KA-750	1.125"	CHROME	50	200

- 90° CW rotation
- Plastic
- Two key pulls
- Two keys included
- Five tumbler

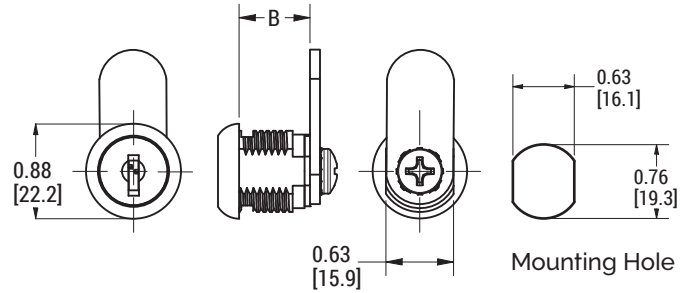
### MATERIAL & FINISH:

Lock: Zinc die cast construction; Chrome or Black finish

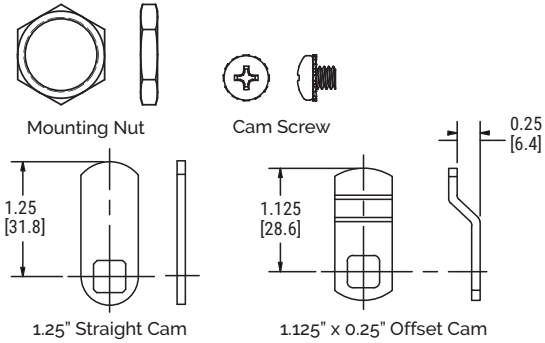
Cam: Zinc plated

### APPLICATIONS:

General | Kiosks | Electronics | Storage | Industrial



### INCLUDED HARDWARE:



# NEW 63300 | 63301 SERIES CAM LOCK

## HIGH SECURITY, DRILL-RESISTANT CAM LOCK

\*1" size available by special order

PART #	KEYED	LENGTH	SHELF PACK	MASTER CARTON
63300	KD	.620"	25	100
63301	KA-GL249	.620"	25	100

- 90° CW rotation
- Two key pulls standard/One key pull special order
- Two keys included
- Eight tumbler, double bitted

### MATERIAL & FINISH:

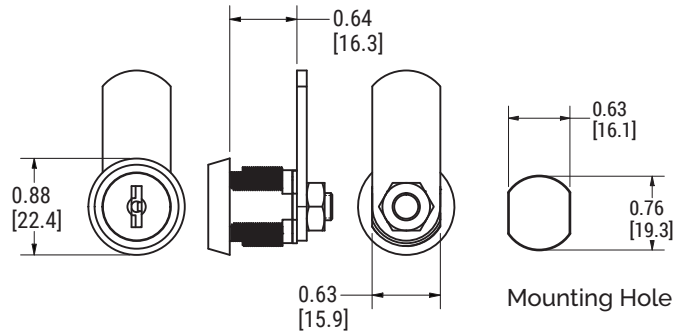
Lock: Zinc die cast construction;

Hardened Steel tumblers, Steel

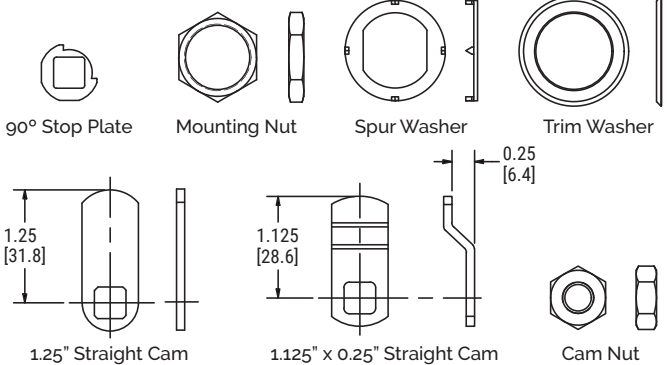
Cam: Zinc plated

### APPLICATIONS:

General | Gun Safes | Medical | Storage  
Point of Sale | High Security



### INCLUDED HARDWARE:





**NEW**

## PIN ACTUATED LOCK CORE

WEATHER-RESISTANT PIN ACTUATED LOCK CORE

PART #	SHELF PACK	MASTER CARTON
FP662-Y-KD	100	400
FP662-Y-KA	100	400

- Compatible with popular bike and car top carriers
- Pin actuated
- Two keys included
- Six tumbler, double bitted

### MATERIAL & FINISH:

Lock: Zinc die cast construction; Stainless Steel cap/dust shutter

Cam: Zinc plated

### APPLICATIONS:

General | Kiosks | Storage | Industrial | Sport Rack | Vehicle | Cargo Box

**NEW**

## T-BACK LOCK CORE

T-BACK STYLE LOCK CORE/WEATHER-RESISTANT LOCK CORE

PART #	SHELF PACK	MASTER CARTON
FP662-T-KD	100	400
FP662-T-KA	100	400

- Compatible with popular bike and car top carriers
- T-back actuated
- Two keys included
- Six tumbler, double bitted

### MATERIAL & FINISH:

Lock: Zinc die cast construction; Stainless Steel cap/dust shutter

Cam: Zinc plated

### APPLICATIONS:

General | Kiosks | Storage | Industrial | Sport Rack | Vehicle | Cargo Box

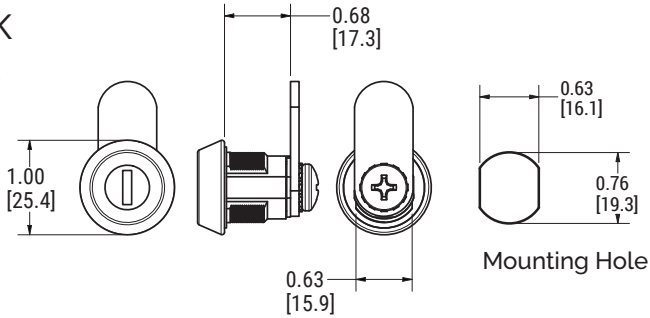


**NEW**

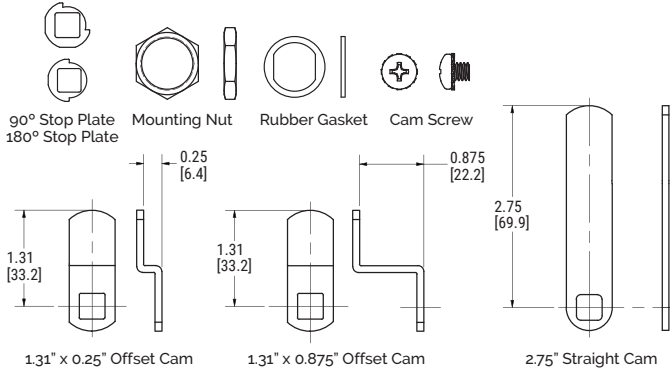
## 66200 | 66201 SERIES CAM LOCK

WEATHER-RESISTANT **IP66 RATED** CAM LOCK

PART #	KEYED	LENGTH	SHELF PACK	MASTER CARTON
66200	KA-D599	.680"	25	100
66201	KD	.680"	25	100



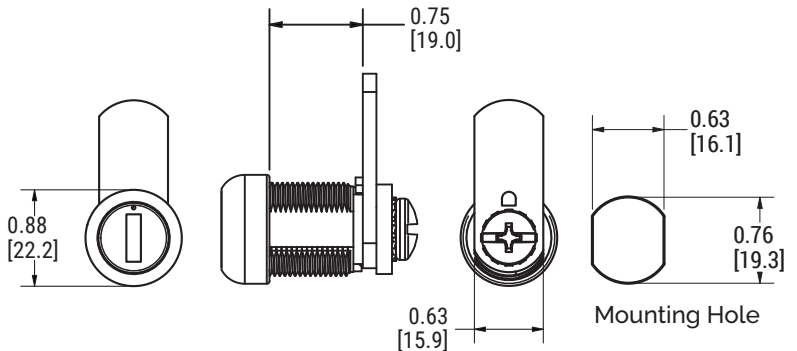
### INCLUDED HARDWARE:



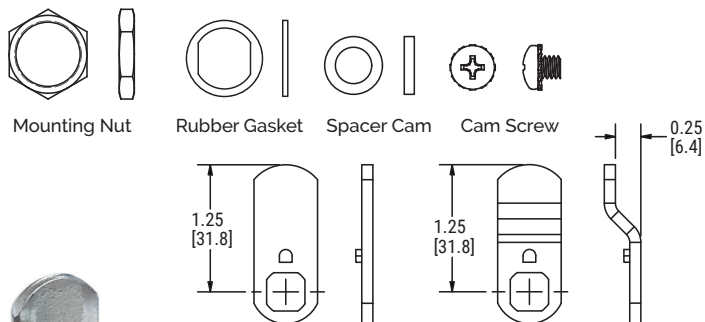
## 643 SERIES CAM LOCK

WEATHER-RESISTANT **IP66 RATED** CAM LOCK

PART #	KEYED	LENGTH	SHELF PACK	MASTER CARTON
64360	KD	.750"	25	100
64361	KA-2M199	.750"	25	100



### INCLUDED HARDWARE:



- 90° CW/ CCW rotation
- Two key pulls
- Two over molded keys included
- Six tumbler, double bitted

### MATERIAL & FINISH:

Lock: Zinc die cast construction;  
 Stainless Steel cap/dust shutter  
 Cam: Zinc plated

### APPLICATIONS:

General | Kiosks | Medical | Outdoor  
 Vehicle | Storage | Gas Pumps

- 180°CW rotation
- Two key pulls
- Two keys included
- 14 tumbler, triple bitted

### MATERIAL & FINISH:

Lock: Zinc die cast construction;  
 Stainless Steel cap/dust shutter  
 Cam: Zinc plated

### APPLICATIONS:

General | Kiosks | Outdoor | High Security  
 Vehicle | Point of Sale



# 622 SERIES CAM LOCK

## WEATHER-RESISTANT CAM LOCK

PART #	KEYED	LENGTH (B)	SHELF PACK	MASTER CARTON
62204	200R	.875"	25	200
62207	200R	.625"	25	200
62214	200R-399R	.875"	25	200
62217	200R-399R	.625"	25	200

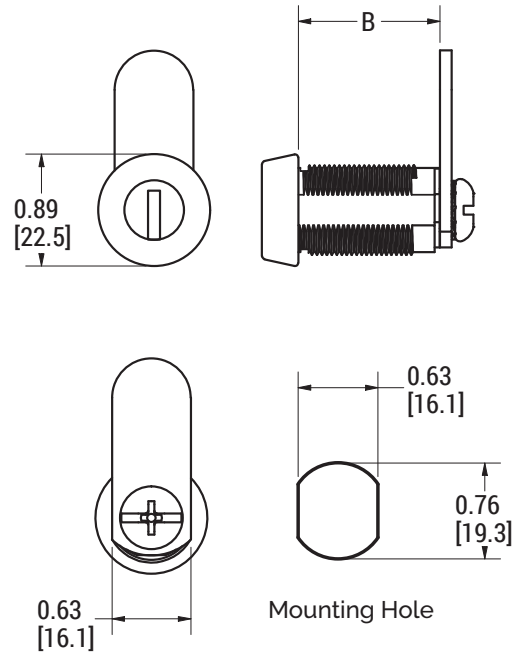
- 90°/180° CW/CCW rotation
- 200 key codes
- Two key pulls
- Two reversible keys included
- Five tumbler

### MATERIAL & FINISH:

Lock: Zinc die cast construction; Stainless Steel cap/dust shutter  
 Cam: Zinc plated

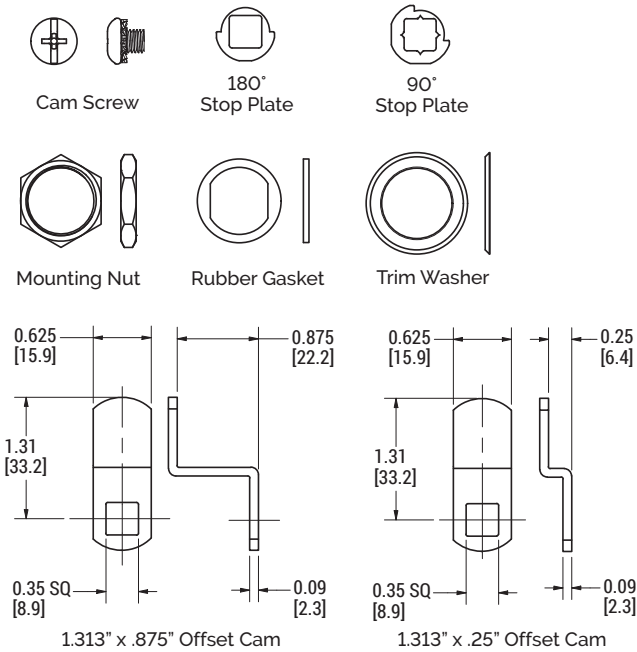
### APPLICATIONS:

General | Kiosks | Medical | Outdoor | Vehicle | Storage



62207

### INCLUDED HARDWARE:



62207

**NEW**

# 608 SERIES CAM LOCK

WEATHER-RESISTANT CAM LOCK

PART #	KEYED	LENGTH (B)	SHELF PACK	MASTER CARTON
60800	KD	.625"	25	100
60801	KA	.625"	25	100
60810	KD	.875"	25	100
60811	KA	.875"	25	100
60820	KD	1.125"	25	100
60821	KA	1.125"	25	100

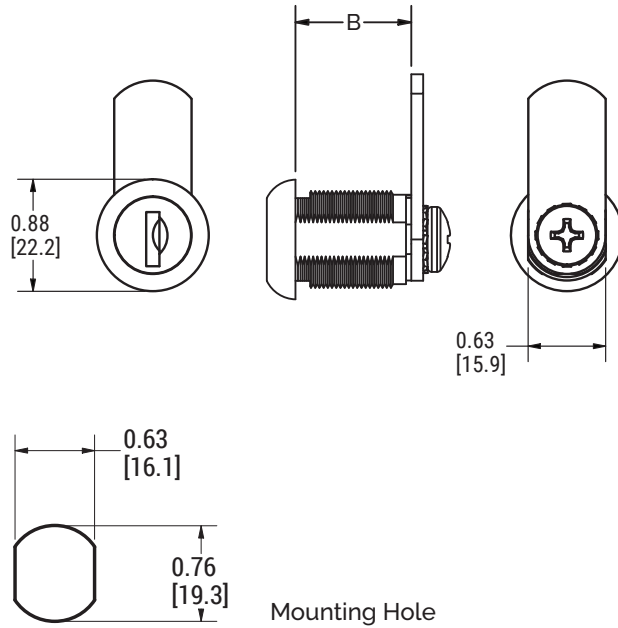
- 90°/180° CW/ CCW rotation
- Spline filler included
- One or two key pulls
- Stainless Steel dust shutter
- Two keys included
- Five tumbler, single bitting

**MATERIAL & FINISH:**

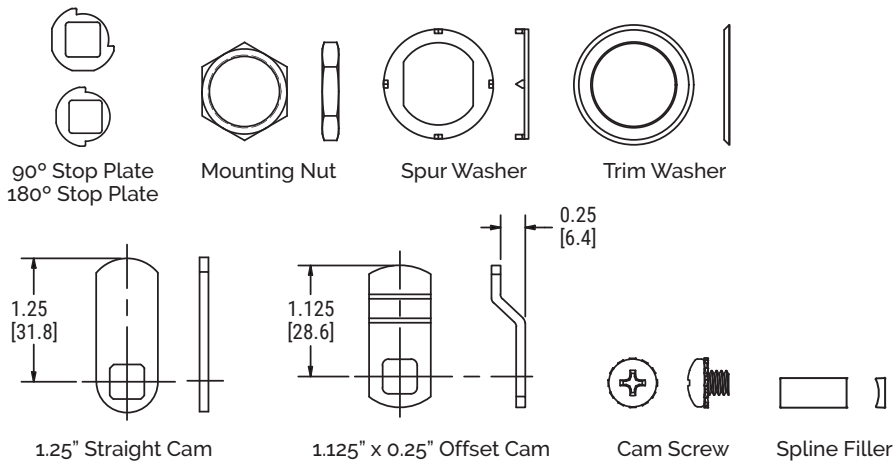
Lock: Zinc die cast construction; Stainless Steel cap/dust shutter  
 Cam: Zinc plated

**APPLICATIONS:**

General | Kiosks | Medical | Outdoor | Vehicle | Storage



**INCLUDED HARDWARE:**



60821

## 1091 SERIES CAM LOCK

### MINI SINGLE-BITTED CAM LOCK

PART #	KEYED	LENGTH	SHELF PACK	MASTER CARTON
10911	KA-105	.625"	10	500
10910	KD	.625"	10	500

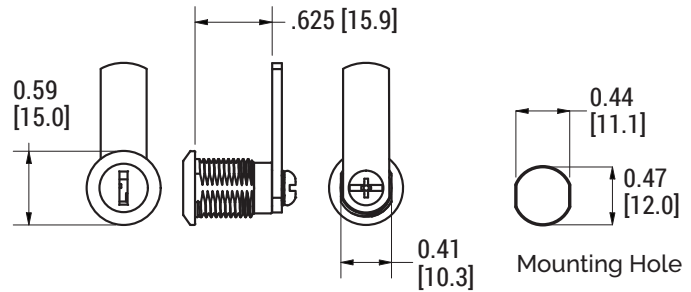
- 90° CW rotation
- Two key pulls
- Two keys included
- Four tumbler

#### MATERIAL & FINISH:

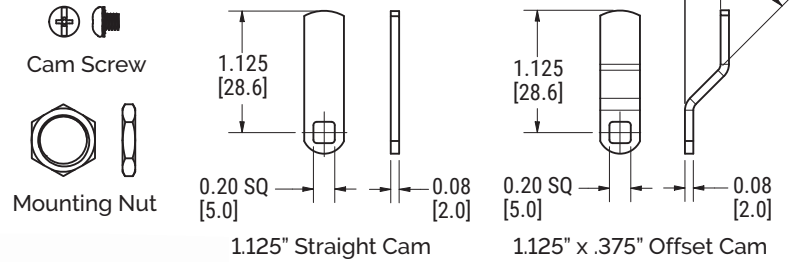
Lock: Zinc die cast construction; Bright Chrome finish  
Cam: Zinc plated

#### APPLICATIONS:

General | Kiosks | Electronics | Furniture Storage | Industrial



#### INCLUDED HARDWARE:



10910, 10911

## NEW 2095 SERIES CAM LOCK

### PREMIER MINI CAM LOCK

PART #	KEYED	LENGTH	SHELF PACK	MASTER CARTON
20951	KA-E16	.625"	500	2000
20952	KD	.625"	500	2000

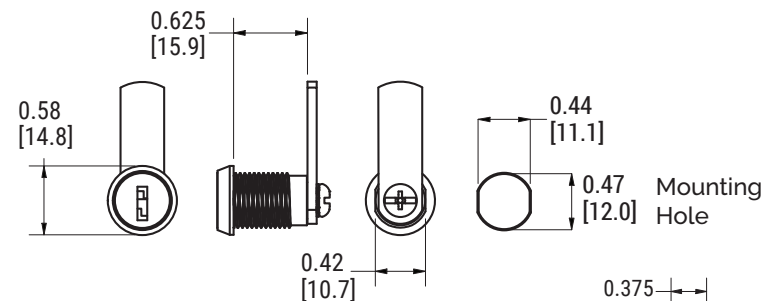
- 90° CCW rotation
- Internal o-ring
- Two key pulls
- Two reversible keys included
- Five tumbler

#### MATERIAL & FINISH:

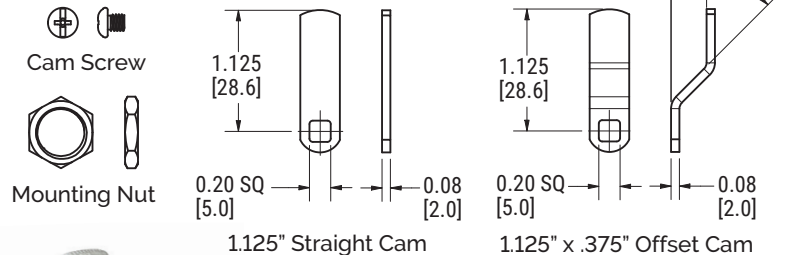
Lock: Zinc die cast construction; Bright Chrome finish  
Cam: Zinc plated

#### APPLICATIONS:

General | Kiosks | Medical | Electronics | Furniture Storage | Industrial



#### INCLUDED HARDWARE:



20951, 20952



## 520 SERIES MINI CAM LOCK

### BRASS TUBULAR CAM LOCK

PART #	KEYED	LENGTH	SHELF PACK	MASTER CARTON
52001	KA-601	.625"	10	500
52020	KD	.625"	10	500

- 90° CW/CCW rotation
- One key pull
- Two keys included
- Four tumbler

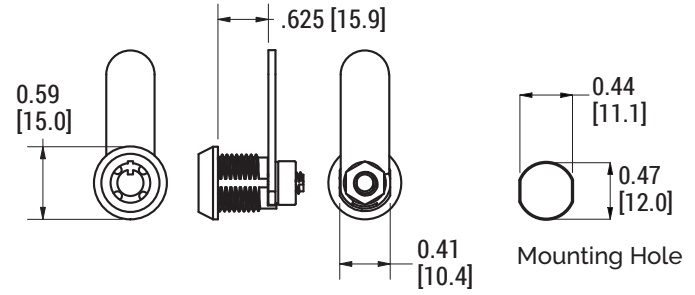
#### MATERIAL & FINISH:

Lock: Brass construction; Bright Chrome finish

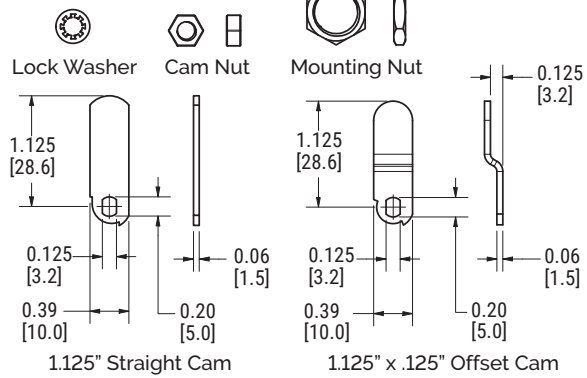
Cam: Zinc plated

#### APPLICATIONS:

General | Kiosks | Electronics | Furniture Storage | Industrial



#### INCLUDED HARDWARE:



52001, 52020

## NEW ULTRA MINI TUBULAR CAM LOCK

### BRASS TUBULAR CAM LOCK

PART #	KEYED	LENGTH (B)	SHELF PACK	MASTER CARTON
BC520XSKA-107	KA-1001	.30"	50	500

- 90° CW/CCW rotation options
- One or two key pulls
- Two keys included
- Four tumbler

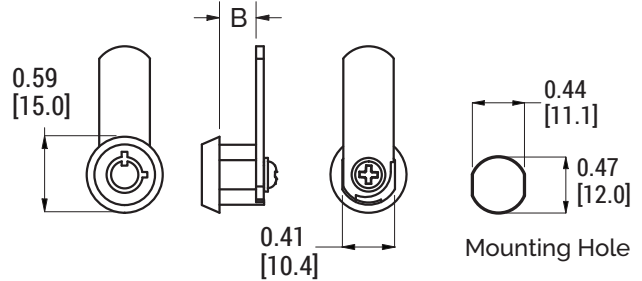
#### MATERIAL & FINISH:

Lock: Brass construction; Bright Chrome finish

Cam: Zinc plated

#### APPLICATIONS:

General | Kiosks | Storage | Industrial



#### INCLUDED HARDWARE:



BC520XSKA-107

# 3091 | 3092 SERIES CAM LOCK

## MINI WING AND SLOT CAM LOCK

PART #	LENGTH	SHELF PACK	MASTER CARTON
DSL3092L - CHROME	.625"	10	200
DSL3092L - BLACK	.625"	10	200
DSL3092L - NICKEL	.625"	10	200
DTL3091L - CHROME	.625"	10	200
DTL3091L - BLACK	.625"	10	200
DTL3091L - NICKEL	.625"	10	200

- Non-locking 90° CW rotation
- Easy operation using screwdriver or coin (DSL3092 series)
- Easy operation using thumb and finger (DTL3091 series)
- Internal o-ring
- Ball detent for haptic feedback
- Two key pulls
- Two keys included

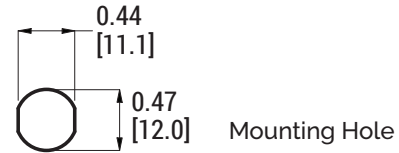
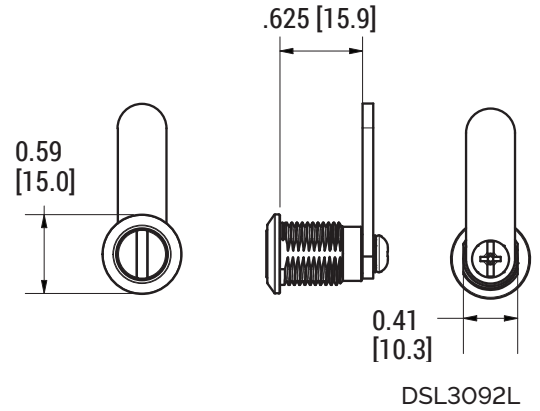
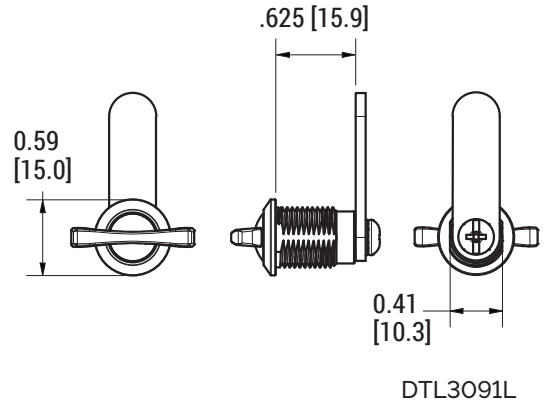
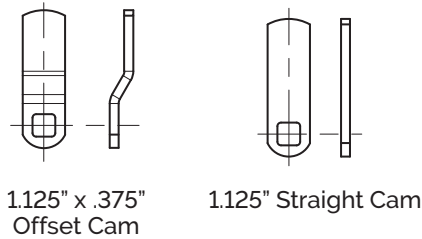

### MATERIAL & FINISH:

Lock: Zinc die cast construction; Chrome, Black or Nickel finish  
 Cam: Zinc plated

### APPLICATIONS:

General | Kiosks | Electronics | Furniture | Storage | Industrial

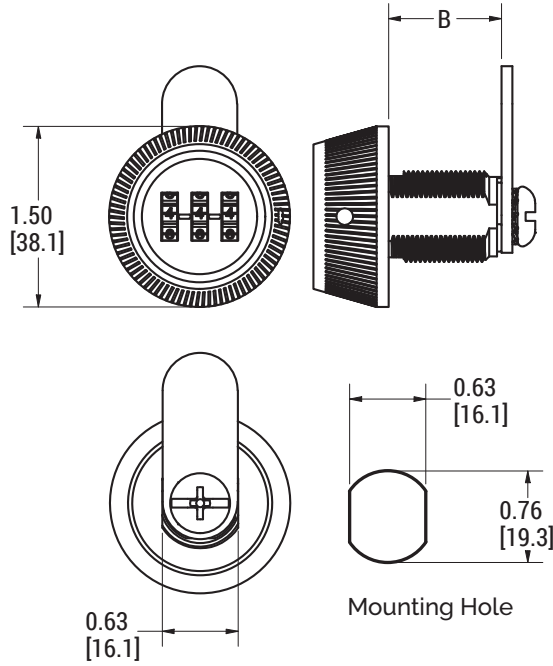
### INCLUDED HARDWARE:



# 390 SERIES CAM LOCK

## DIAL COMBINATION CAM LOCK

PART #	KEYED	LENGTH (B)	FINISH	SHELF PACK	MASTER CARTON
39051	3 Dials	.75"	Chrome	25	100
39052	3 Dials	.938"	Chrome	25	100
39053	3 Dials	1.219"	Chrome	25	100
39021	3 Dials	.75"	Black	25	100
39022	3 Dials	.938"	Black	25 <td 100	
39023	3 Dials	1.219"	Black	25	100



- 90° CW/CCW rotation
- 1,000 potential codes
- Resettable combination
- Cam mountable every 45°

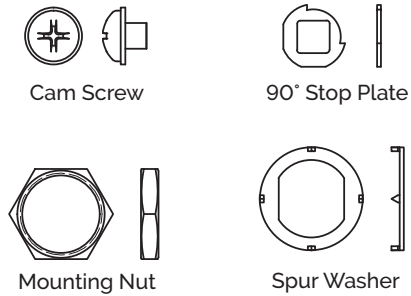
### MATERIAL & FINISH:

Lock: Zinc die cast construction; Chrome plated or Black powder coat  
 Cam: Zinc plated

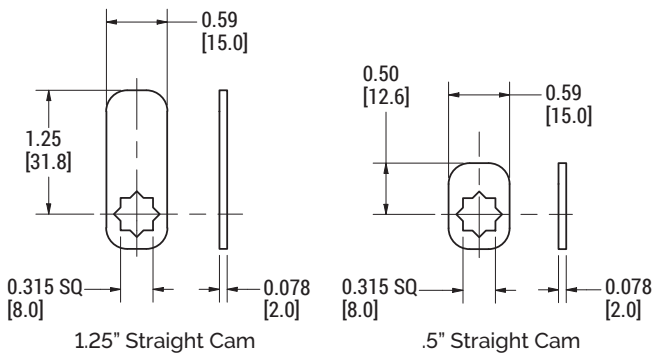
### APPLICATIONS:

General | Kiosks | Lockers | Storage | Industrial

### INCLUDED HARDWARE:



39023



39051



# MAILBOX LOCK

FITS STANDARD 4C MAILBOXES

PART #	KEYED	ROTATION	SHELF PACK	MASTER CARTON
82013	KD	CW	25	200
82014	KD	CCW	25	200

- 90° rotation
- Speed clip mounting
- Compatible with National D4292 or Ilco 1069LB key blanks
- Fits into latest application hole design
- One key pull
- Stainless Steel dust shutter
- 1,000 Key codes LS3000-LS3999
- Three keys included
- Five tumbler

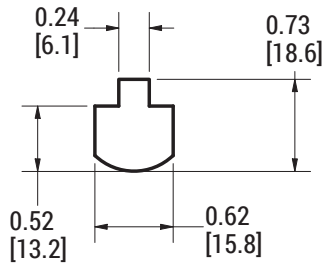
### MATERIAL & FINISH:

Lock: Zinc die cast construction;  
 Stainless Steel cap/dust shutter; Bright Nickel finish  
 Cam: Nickel plated steel

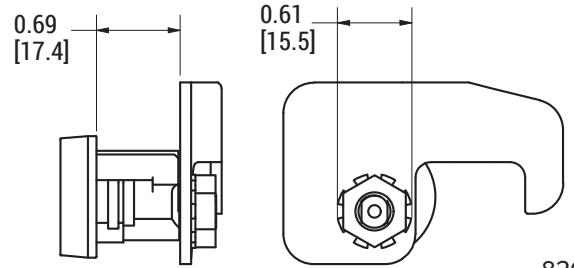
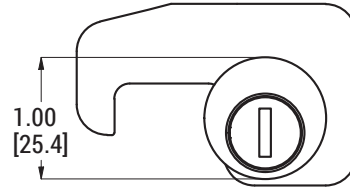
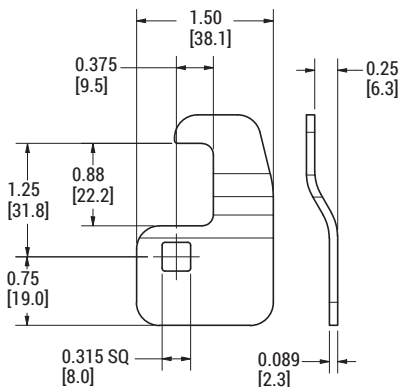
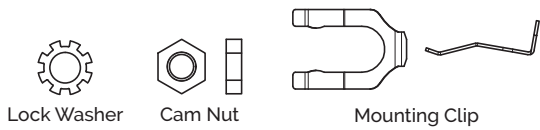
### APPLICATIONS:

Mailboxes

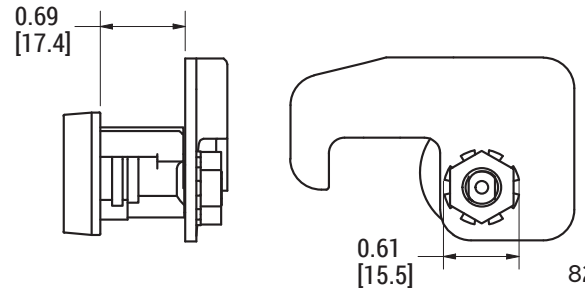
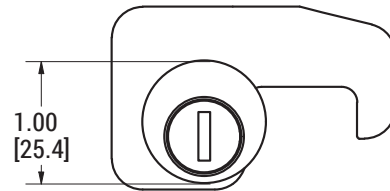
### MOUNTING HOLE: 82013, 82014



### INCLUDED HARDWARE: 82013, 82014



82013



82014



82013

# MAILBOX LOCK

INDOOR APPLICATION

PART #	KEYED	SHELF PACK	MASTER CARTON
82010	KD	25	200

- 90° CW rotation
- Nut or clip mounted
- Compatible with National D4292 or Ilco 1069LB key blanks
- 100 Key codes MB500-MB599
- One key pull
- Two keys included
- Five tumbler

## MATERIAL & FINISH:

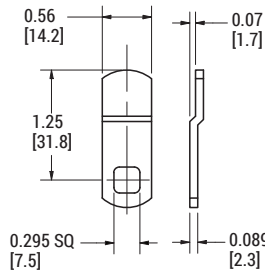
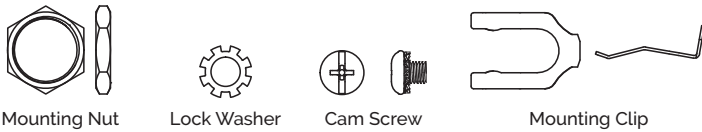
Lock: Zinc die cast construction; Bright Nickel finish

Cam: Zinc plated

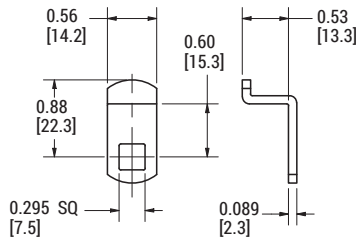
## APPLICATIONS:

Mailboxes

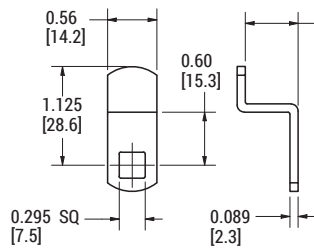
## INCLUDED HARDWARE:



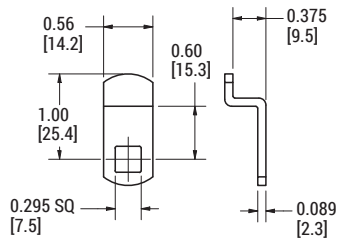
Bommer Cam



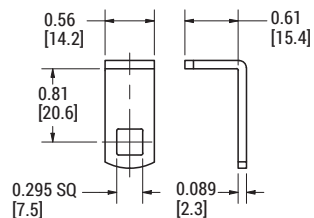
American Cam



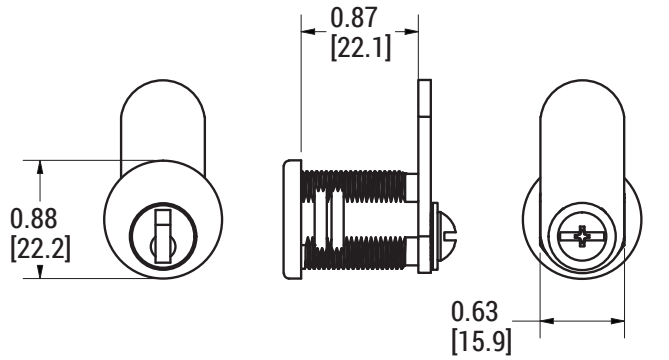
Auth Electric Cam



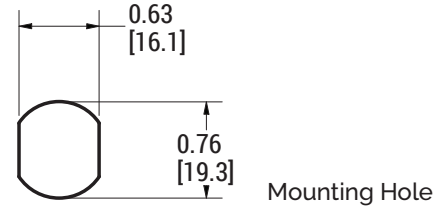
Florence Cam



Miami-Carey Cam



82010



Mounting Hole



82010

# MAILBOX LOCK

FITS NDCBU AND CBU APPLICATIONS

PART #	KEYED	SHELF PACK	MASTER CARTON
82011	KD	25	200

- 90° CW rotation
- Speed clip mounting
- Compatible with National D4292 or Ilco 1069LB key blanks
- 100 Key codes MB500- MB599
- One key pull
- Stainless Steel dust shutter
- Two keys included
- Five tumbler

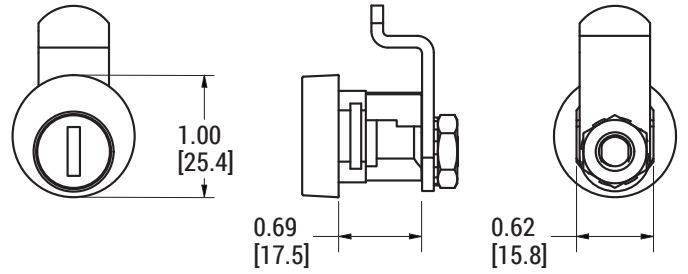
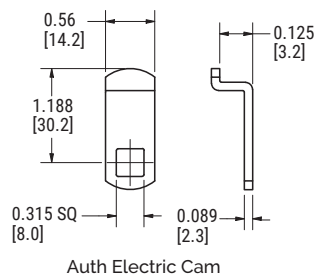
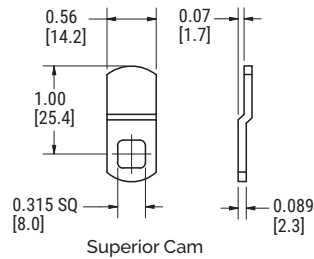
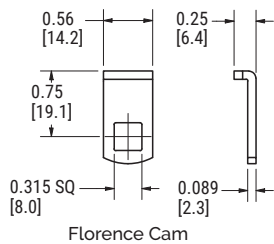
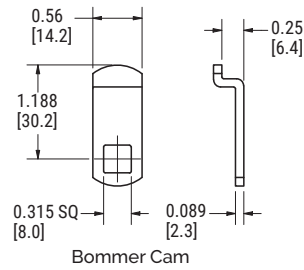
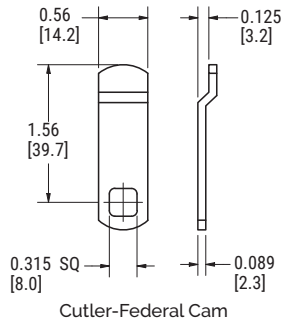
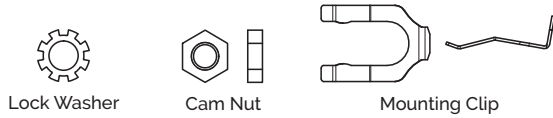
## MATERIAL & FINISH:

Lock: Zinc die cast construction;  
 Stainless Steel cap/dust shutter; Bright Nickel finish  
 Cam: Nickel plated steel

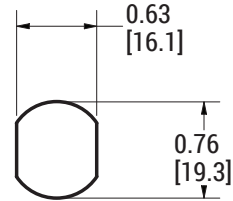
## APPLICATIONS:

Mailboxes

## INCLUDED HARDWARE: 82011



82011



Mounting Hole: 82011



82011



## ILC STANDARD FINISHES

The following information is intended to provide general guidelines regarding various performance characteristics of Illinois Lock Company's standard finishes. ILC is committed to protecting the environment and complying with environmental regulations and directives such as REACH & RoHS. Please contact ILC with any questions or concerns related to standard or custom ILC finishes.

- **Electro-Coating (E-Coat)** – Environmentally friendly finish used as the standard for all ILC zinc-based substrates. Available in several colors and polished or satin finishes. Can also be applied to Steel, Stainless Steel, or Aluminum base materials via anodic/cathodic electro-immersion process.
- **Electro-Plating** – Offers excellent appearance and corrosion protection via the electro-deposition process. Primarily used when high-luster appearance is desired. Available in Nickel, Chrome or Brass color with a highly polished or satin finish. For exterior use, a double-nickel layer with a chrome topcoat can be applied for better corrosion protection.
- **Zinc-Flake** – Inorganic, High-Performance black zinc flake base coat. Zinc-Flake technology applied via dip-spin process provides excellent corrosion protection when paired with sealer. Developed for the automotive industry and normally provided with attractive, uniform dark appearance with very good adhesion properties.
- **Powder Coatings** – Attractive, organic finish usually applied over an e-coat with UV stabilization designed for exterior use. Can be applied to steel or zinc with a durable finish for scratch and abrasion resistance. Powder coating uses electromagnetic properties, requiring special tools to charge the paint particles inside the gun being sprayed onto material that has been grounded, thereby providing the required adhesion. Powder coatings provide excellent scratch resistance and offer a durable, lasting finish.
- **Anodized Coatings** – Anodizing is an electrochemical process that converts the metal surface into a decorative, durable, corrosion-resistant, anodic oxide finish. Primarily used on aluminum base metal offering attractive appearance available in many different colors. The anodic oxide structure originates from the aluminum substrate and is composed entirely of aluminum oxide. This aluminum oxide is not applied to the surface like paint or plating, but is fully integrated with the underlying aluminum substrate, so it cannot chip or peel. It has a highly ordered, porous structure that allows for secondary processes such as coloring and sealing.
- **Passivation** – Usually applied to stainless steels, passivating refers to the process of treating or coating a metal in order to reduce the chemical reactivity of its surface. In stainless steel, passivation means removing the free iron from the surface of the metal using an acid solution to prevent rust and enhance its appearance.

Please contact ILC for other available finishes for your project.

## ILC PERFORMANCE GUIDELINES

ILC designs and manufactures a broad range of products for general industry applications. Because every application cannot be anticipated, users must test potential product solutions under the actual application conditions and environment to determine the suitability of the product for the purpose and function intended by the user and to assure desired performance.

ILC Performance and Application Guidelines are supplied as general guides only, as conditions vary with each application and installation method. Strength data given is for failure of the product or where enough deformation occurs to make the product inoperable. No safety factor has been applied.

Product strength and cycle life data presented are developed from products tested at ambient temperature, unless otherwise specified. Flammability ratings presented are for material properties only and are not specific to the dimensions or performance of the actual product, unless otherwise specified. Temperature ranges presented as Material Temperature Range are for material properties only. Salt-spray and corrosion resistance ranges are presented for coating and finish properties only. Actual results may vary due to manufacturing processes, application processes, shipping & handling and user installation methods.

Dimensions are furnished for the sole purpose of enabling the user to determine envelope sizes and to install the product properly.

Torque and hinge calculators and formulas are intended as general tools for professional use in the product selection process. These calculations provide only one factor to consider when selecting a suitable product for an application. As with any tool, calculations should be confirmed prior to being relied upon.

ILC MAKES NO WARRANTIES OR REPRESENTATIONS WITH RESPECT TO ERRORS OR OMISSIONS THAT MAY BE CONTAINED WITHIN SUCH INFORMATION, THE ACCURACY OF SUCH INFORMATION, OR OTHERWISE. THE RISK OF USE OF SUCH INFORMATION IS SOLELY UPON THE USER.

Our products are subject to changes at any time in design, dimensions, specifications, material and/or finish without notice. You should confirm the current product characteristics before your final selection. For performance guidelines for each ILC product, please contact our customer service and technical support teams.

# CONVERSION CHARTS

FRACTION	INCHES	MM	FRACTION	INCHES	MM
1/32	.0312	0.79	17/32	.5312	13.49
1/16	.0625	1.58	9/16	.5625	14.28
3/32	.0937	2.38	19/32	.5937	15.08
1/8	.1250	3.17	5/8	.6250	15.87
5/32	.1562	3.97	21/32	.6562	16.66
3/16	.1875	4.76	11/16	.6875	17.46
7/32	.2187	5.55	23/32	.7187	18.25
1/4	.25	6.35	3/4	.75	19.05
9/32	.2812	7.14	25/32	.7812	19.84
5/16	.3125	7.93	13/16	.8125	20.63
11/32	.3437	8.73	27/32	.8437	21.43
3/8	.3750	9.52	7/8	.8750	22.22
13/32	.4062	10.31	29/32	.9062	23.01
7/16	.4375	11.11	15/16	.9375	23.81
15/32	.4687	11.90	31/32	.9687	24.60
1/2	.5	12.70	1	1.00	25.40

Equivalents:  
 1 in = 2.54 cm  
 1 cm = .3937 in

NB: All drawing measurements shown are to be used for reference only. Please contact your local ILC sales representative for detailed specification drawing if required.

TO CONVERT	INTO	MULTIPLY BY	TO CONVERT	INTO	MULTIPLY BY
FEET	INCHES	12	METERS	INCHES	39.37
FEET	MILLIMETERS	304.8	METERS	FEET	3.281
FEET	METERS	0.3048	MILLIMETERS	METERS	0.001
FOOT-POUNDS	NEWTON-METERS	1.356	MILLIMETERS	INCHES	0.03937
INCHES	MILLIMETERS	25.4	MILLIMETERS	FEET	0.003281
INCHES	METERS	0.0254	NEWTONS	KILOGRAMS (FORCE)	0.102
INCHES	FEET	0.08333	NEWTONS	POUNDS (FORCE)	0.2248
INCH-POUNDS	NEWTON-METERS	0.113	NEWTON-METERS	INCH-POUNDS	8.851
KILOGRAMS (FORCE)	NEWTONS	9.807	NEWTON-METERS	FOOT-POUNDS	0.7376
KILOGRAMS (MASS)	POUNDS (MASS)	2.205	POUNDS (MASS)	KILOGRAMS (MASS)	0.4536
METERS	MILLIMETERS	1000	POUNDS (FORCE)	NEWTONS	4.448

# CONTACT US

877-551-LOCK (5625) | [illinoislock.com](http://illinoislock.com) | [cclsecurity.com](http://cclsecurity.com) | [sales@illinoislock.com](mailto:sales@illinoislock.com)  
 301 W. Hintz Road | Wheeling, IL 60090-5754



PRODUCT CATALOG 2020